




FEATURES

DSI INDUSTRIES has incorporated an extensive selection of products including private office, conference and storage furniture designed to allow a multitude of working and teaming applications. Choose Accessories and equip your company with workplace comfort.



accessories

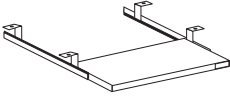
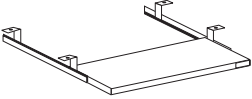
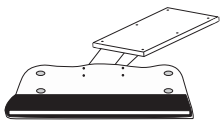
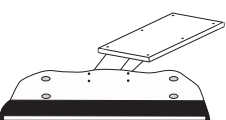


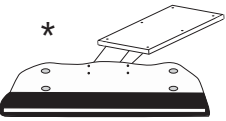
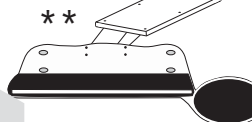
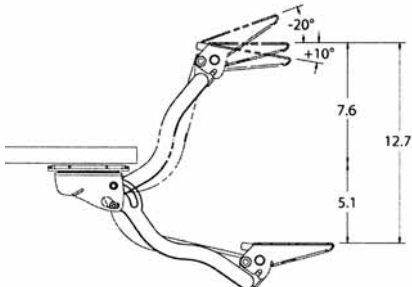
While every effort was made to ensure the accuracy of information contained in this price list at the time of publication, we cannot accept responsibility for inaccuracies resulting from printing errors or omissions. We reserve the right to make product improvements and price changes without notice. DSI Industries Inc., is a registered trademark. © Copyright 2008 Office Furniture Group. All Rights Reserved.

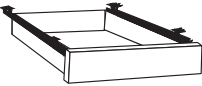














Trademarks of DSI Industries Inc. - these products may be covered by one or more issued Patents or Trademarks, or Patent Pending, or Trademark applications, in North America or Internationally.







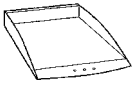
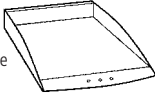
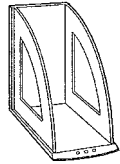
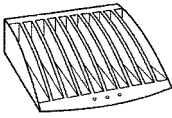
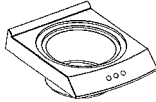
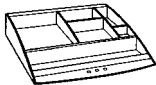


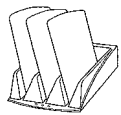
Accessories 01/2009 Price List


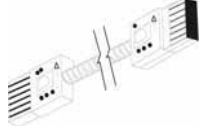



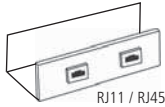








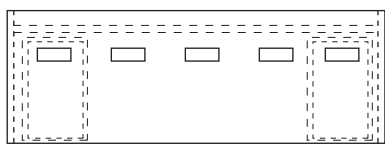








STYLE	DESCRIPTION	MODEL	PRICE	WIDTH (in/mm)	DEPTH (in/mm)	HEIGHT (in/mm)	VOLUME (ft ³ /m ³)	WEIGHT (lbs/kg)
	Laminate Pullout Keyboard Available in matching finishes Fits 20in (508mm) and 24in (610mm) depth worksurface	AC 22 KB	88	22 559	10 254	4 102	1 .03	7 3.2
	Laminate Pullout Keyboard Available in matching finishes Fits 20in (508mm) and 24in (610mm) depth worksurface	AC 28 KB	131	28 711	10 254	4 102	1 .03	8.5 4
	Articulating Keyboard with 20in (508mm) platform Fits 24in (610mm) depth worksurface Black finish Includes gel wrist support	AC 20 ARKB	386	20 508	10.5 267	3.5 89	1 .03	13 6
	Articulating Keyboard with 28in (711mm) platform Fits 24in (610mm) depth worksurface Black finish Includes gel wrist support	AC 28 ARKB	442	28 711	10.5 267	3.5 89	1 .03	14.5 7
	Articulating Keyboard with 20in (508mm) platform and mouse support Black finish Includes gel wrist support	AC 30 ARKB	420	20/28 508/711	10.5 267	3.5 89	1 .03	14 6
	* Premium Sit/Stand Articulating Keyboard with 20in (508mm) platform Black finish Includes gel wrist support	AC 20 KBSS	492	20 508	10.5 267	3.5 89	1 .03	16 7
	* Premium Sit/Stand Articulating Keyboard with 28in (711mm) platform Black finish Includes gel wrist support	AC 28 KBSS	547	28 711	10.5 267	3.5 89	1 .03	17.5 8
	** Premium Sit/Stand Articulating Keyboard with 20in (508mm) platform and mouse support Includes gel wrist support	AC 30 KBSS	526	20/28 508/711	10.5 267	3.5 89	1 .03	17 8
* Premium Sit/Stand Articulating Keyboard with Platform ** With Mouse Support Work in either "sitting" or "standing" position. Simply raise platform up to 7in(178mm) above worksurface, or down to 5.5in(140mm) below worksurface. Keyboard height adjust by lift and release, to lock in place. Keyboard platform tilts +10 / -20 degrees to create proper keyboard position. Rotating phenolic keyboard platform includes gel wrist support. Keyboard is mounted on a longer, smooth-rolling 23in(584mm) ball-bearing track for extra stability during use. Allows for use in Radius Corner applications. Mouse tray includes Mouse Catcher. Mouse tray mounts on right or left side of keyboard platform or stows underneath when not in use.								

STYLE	DESCRIPTION	MODEL	PRICE	WIDTH (in/mm)	DEPTH (in/mm)	HEIGHT (in/mm)	VOLUME (ft ³ /m ³)	WEIGHT (lbs/kg)
	Laminate Center Drawer Available in matching finishes	AC 20 CD	133	20 508	14.5 368	3.5 89	1 .03	12 5
	Polymer Center Drawer Black Finish	AC 22 PLCD	133	22 559	16 406	2 51	1 .03	6 3
	Mobile CPU Dolly Black Finish	AC 1010 CPUD	92	6.5/10 165/254	9.5 242	8 203	1 .03	6 3
	Adjustable Footrest Black Finish	AC 1812 FTRT	152	18 457	12 305	4 102	1 .03	3 1.5
	Non-Swivel CPU Holder Supports most CPU sizes Black Finish	AC 0919 CPUHN	195	5/9 127/229	10 254	19 483	1 .03	5 2.3
	Sliding CPU Holder Slides Forward and swivels for easy access to rear ports Sliding CPU holder supports most CPU sizes Black Finish	AC 0921 CPUHS	285	5/9 127/229	10 254	19 483	1 .03	16 7
	Laminate Monitor Riser Available in Matching Finishes	AC 1512 MNTR	72	15.5 394	12 305	3.5 89	1 .03	4 2
	Lock Core Kit Includes: 1 Core, 2 Keys 1 Core Removable Key	AC LCK	23					
		Removes Core when lock is in "open" position only.						
	Smart Key Program							
		When placing order, indicate number of cores to be supplied with same key number.						
	Master Key (Smart Key) "One Key System" Smart Key will open all DSI products with 1 master key	AC MSK	23					
	Smart Key Program							
		Available to all authorized dealers only.						
	Spare Key Set (Specify Key Number)	AC KEY	12					
	Smart Key Program							
		Available to all authorized dealers only.						
	Nameplate with Self Adhesive Tape Slide-in name card not included	AC 03 NPL	36	3.5 89	.25 6	2 51		
		6 Name plates per package						
	Nameplate with Self Adhesive Tape Slide-in name card not included	AC 07 NPL	72	7 178	.25 6	2 51		
		6 Name plates per package						

STYLE	DESCRIPTION	MODEL	PRICE	WIDTH (in/mm)	DEPTH (in/mm)	HEIGHT (in/mm)	VOLUME (ft ³ /m ³)	WEIGHT (lbs/kg)
	Slat wall Rail 6in/152mm high Accepts Desk Accessories	AC 0622 SWR	123	22 559	.375 9	6 152	1 .03	1.8 .9
	Wall hung or Accepts Worksurface Slat wall Rail Posts	AC 0628 SWR	144	28 711	.375 9	6 152	1 .03	2 1
	Specify finish: Black (BK) Silver (SL)	AC 0634 SWR	164	34 864	.375 9	6 152	1 .03	2.7 1
		AC 0640 SWR	185	40 1016	.375 9	6 152	1 .03	3.1 1.5
		AC 0646 SWR	205	46 1168	.375 9	6 152	1 .03	3.6 1.6
		AC 0652 SWR	226	52 1321	.375 9	6 152	1 .03	4 2
		AC 0658 SWR	246	58 1473	.375 9	6 152	1 .03	4.5 2
AC 0664 SWR		267	64 1626	.375 9	6 152	1 .03	5 2.3	
AC 0670 SWR		287	70 1778	.375 9	6 152	1 .03	5.5 2.3	
	Top / Worksurface Mountable Monitor Arm Kit with worksurface slat wall rail posts, slat wall rail and slat wall monitor arm.	AC 1522 SMA KIT	787	22 559	1.5 38	15 381	1 .03	8 3.6
	Pivot allows for Left or Right, Back and Forth adjustment. Long reach accommodates Corner applications. Holds up to 17.6 lbs / 8 kg.	AC 1528 SMA KIT	808	28 711	1.5 38	15 381	1 .03	8.5 3.9
		AC 1534 SMA KIT	828	34 864	1.5 38	15 381	1 .03	9 4.0
	Slat Wall Mountable Monitor Arm	AC 0102 SMA	603				1 .03	4.5 2
	Pivot allows for Left or Right, Back and Forth adjustment Long reach accommodates Corner applications. Holds up to 17.6 lbs / 8 kg.							
	Wall Hung Monitor Arm	AC 0103 HMA	551				1 .03	4.5 2
	Pivot allows for Left or Right, Back and Forth adjustment Long reach accommodates Corner applications. Holds up to 17.6 lbs / 8 kg.							

STYLE	DESCRIPTION	MODEL	PRICE	WIDTH (in/mm)	DEPTH (in/mm)	HEIGHT (in/mm)	VOLUME (ft ³ /m ³)	WEIGHT (lbs/kg)
 Letter Size Paper Tray  Legal / A4 Size Paper Tray	Letter Size Tray	AC 1003 LT	59	9.5 229	14 356	2 51	1 .03	1 .45
	Legal / A4 Size Tray	AC 1007 LG	59	10.5 267	15 381	2 51	1 .03	1 .45
	Binder Holder	AC 1009 BH	31	5 127	10.5 267	9 229	1 .03	1 .45
	CD Holder Holds 10 CD cases	AC 1001 CD	31	5.5 140	7 178	2 51	1 .03	1 .45
	Beverage Holder	AC 1014 BV	22	4 102	5 127	2 51	1 .03	1 .45
	Accessory Tray	AC 1004 AT	42	9.5 241	10 254	2 51	1 .03	1 .45
	Phone Stand	AC 1005 PS	46	8.5 216	9.5 241	2 51	1 .03	1 .45
	Pencil Holder	AC 1000 PH	22	4 102	3.5 89	4 102	1 .03	1 .45
	Folder Tray	AC 1008 FT	69	7 178	12.5 318	2.5 64	1 .03	1 .45

STYLE	DESCRIPTION	MODEL	PRICE	WIDTH (in/mm)	DEPTH (in/mm)	HEIGHT (in/mm)	VOLUME (ft ³ /m ³)	WEIGHT (lbs/kg)
	Power Module 7 Wire 3 Circuit Single sided module supplied with assembled Circuit 1, 2 and IG receptacle. Mounts on Wood Back Panel / Modesty Panel	ELE 7331 PMKT	100					
	Power Module 7 Wire 3 Circuit Double sided module supplied with assembled Circuit 1, 2 and IG receptacle on both sides. Mounts on Panel System and underside of Worksurface	ELE 7332 PMKT	172					
	Base Feed Power Entry Connects to Power Module. Must be hard wired to building source power by a Licensed Electrician.	ELE 0072 BFH	156	72/1829				
	Ceiling Feed Power Entry Connects to Power Module. Must be hard wired to building source power by a Licensed Electrician.	ELE 0156 CFH	232	156/3962				
	Interconnecting Cable Connects Power Module to Power Module.	ELE 0036 FF ELE 0048 FF ELE 0060 FF ELE 0072 FF ELE 0084 FF ELE 0096 FF ELE 0120 FF ELE 0156 FF	119 137 156 174 193 211 248 303	36/914 48/1219 60/1524 72/1829 84/2134 96/2438 120/3048 156/396				
	Power Module 7 Wire 3 Circuit Single sided module supplied without receptacles.	ELE 7331 PM	56					
	Power Module 7 Wire 3 Circuit Double sided module supplied without receptacles.	ELE 7332 PM	84					
	Replaceable, extra simplex receptacles. ELE-SI1 & ELE-SI2 have black covers. ELE-SIG has an orange cover.	ELE SI1 ELE SI2 ELE SIG	15 15 17					
	Proper tool for safe removal of simplex receptacles. SIMPLEX REMOVAL TOOL	ELE SRT	13					
	Communication Module Mounts to wood back panel or modesty panel RJ11 / RJ45 Communication Plugs - Other options available upon request	ELE 1145 CMKT	100					
	Specify Finish: Black (BK) Willow Gray (WG) Power Pole with Ceiling Cover. Attaches to ceiling and base unit, bringing power and data cables from ceiling to base unit. Three separate compartments divide power and data cables. Power pole can be opened on one side for placement of power and/or data cables.	ELE 0066 PP ELE 0084 PP ELE 0120 PP	169 215 308	4 102 4 102 4 102	1 25 1 25 1 25	66 1676 84 2134 120 3048		
	Wire management channel with self adhesive tape 72in/1829mm	ELE 0072 WMC	62	72/1829				

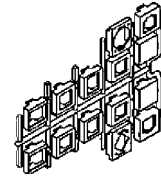
STYLE	DESCRIPTION	MODEL	PRICE	WIDTH (in/mm)	DEPTH (in/mm)	HEIGHT (in/mm)	VOLUME (ft ³ /m ³)	WEIGHT (lbs/kg)
	Task light Installed under Hutch Shelf. Energy efficient fluorescent light with electric ballast. Black Finish	AC 24 TL Fits 30-48 Hutch	226	24 610	14.5 368	3.5 89	1 .03	3.5 1.6
		AC 36 TL Fits 48-72 Hutch	261	36 914	14.5 368	3.5 89	1 .03	5.5 2.2
	Power/Data Center. Allows easy access above work surface. Black Finish. Specify position.	ELE PORT 100	245	Please specify position when ordering.				
	Power/Data Center. Allows easy access above work surface. Brushed Chrome. Specify position.	ELE PORT 200	445	Please specify position when ordering.				
	Power/Data Center. Allows easy access above work surface. Black Finish. Specify position.	ELE PORT 300	245	Please specify position when ordering.				
	Power/Data Center. Attaches to Table Top. Brushed Chrome Finish. Specify position.	ELE PORT 400	426	Please specify position when ordering. Mounts onto 1in(25mm) or 1.5in/38mm Table Top				
	Optional Grommet Black Finish.	GM	68	Factory Installed - 2in/51mm x 2.5in/63mm (Inside Measurement)				
Grommet Specs		AC GM	18	Field Installed				
	<ul style="list-style-type: none"> Additional grommets available in standard worksurface locations Grommets may be placed in tops in position other than the standard locations shown below. A drawing must accompany your order with exact location. 			Grommet Position Codes GMLL - Left/Left user side GMLC - Left/Center user side GMCC - Center/Center user side GMRC - Right/Center user side GMRR - Right/Right user side Grommet positioned on user side unless specified otherwise.				
	<p>6in/152mm 20in/508mm CENTER 20in/508mm 6in/152mm</p> <p>GMLL GMLC GMCC GMRC GMRR</p>  <p>Cut-out placed on user side of back panel</p>							
	Optional Grommet Black Finish	G2	88	Factory Installed - 2.375in/60mm x 5.75in/146mm (Inside Measurement)				
	Trash Grommet Black Finish	G6	90	Factory Installed - 6in/152mm (Inside Measurement)				
	Trash Grommet Stainless Steel Finish	G5	144	Factory Installed - 6in/152mm (Inside Measurement)				
	Paper Slot Grommet	G7 Black finish	90	Factory Installed - 16.5in/426mm x 1.5in/38mm (Inside Measurement)				
	Laminate Wall Mount Coat Hook Board Available in matching Finishes	AC 0518 CHB With 3 Hooks	123	18 457	3 76	5 127		
	Mounting Hardware not included	AC 0524 CHB With 4 Hooks	144	24 610	3 76	5 127		
		AC 0530 CHB With 5 Hooks	164	30 762	3 76	5 127		
		AC 0536 CHB With 6 Hooks	185	36 914	3 76	5 127		

Power/Data CENTER MINI-Port

The MINI-Port is a compact work space accessory that provides the convenience of power and data distribution with easy accessibility. It allows easy access above the work surface.



MINI-Port
Item Code: ELE PORT 100
(shown)



MINI-Port
One Voice/Data Adapter Kit
Supplied with each MINI-Port.

Item Code: ELE PORT 100, ELE PORT 200, ELE PORT 300, ELE PORT 400

Standard Features

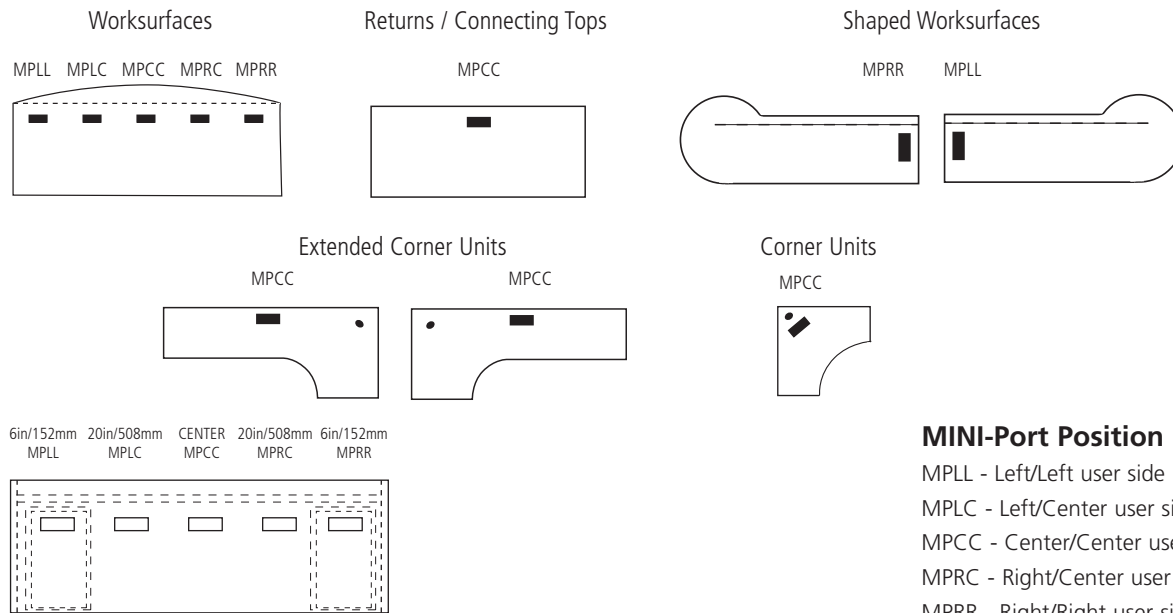
- 2 Simplex
- 15 Amp cord
- 2 Voice/data ports
- Voice/Data Adapter Kit standard to accept couplers & jacks
- UL Listed
- Worksurface cut-out included in standard locations

MINI-Port Specifications

- The MINI-Port may be ordered on all worksurfaces
- 10 foot black cord included
- MINI-Ports are available in standard worksurface locations as shown.
- To purchase the MINI-Port in a non-standard location, you must specify the cut-out location of each MINI-Port by providing a detailed drawing with vertical and horizontal dimensions to the **center of the cut-out**.

MINI-Port Voice/Data Adapter Kit

- One Voice / Data adapter kit is supplied with each MINI-Port
- Adapters made to accept most couplers and jacks



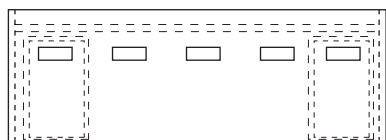
Cut-out placed on user side of back panel

MINI-Port Position Codes

- MPLL - Left/Left user side
- MPLC - Left/Center user side
- MPCC - Center/Center user side
- MPRC - Right/Center user side
- MPRR - Right/Right user side

Grommet Specs

- Additional grommets available in standard worksurface locations
- Grommets may be placed in tops in position other than the standard locations shown below.
- A drawing must accompany your order with exact location.



Optional Grommet

- GM (Factory Installed)
- AC GM (Field Installed)



Cut-out placed on user side of back panel

Grommet Position Codes

- GMLL - Left/Left user side
- GMLC - Left/Center user side
- GMCC - Center/Center user side
- GMRC - Right/Center user side
- GMRR - Right/Right user side

Grommet positioned on user side unless specified otherwise.